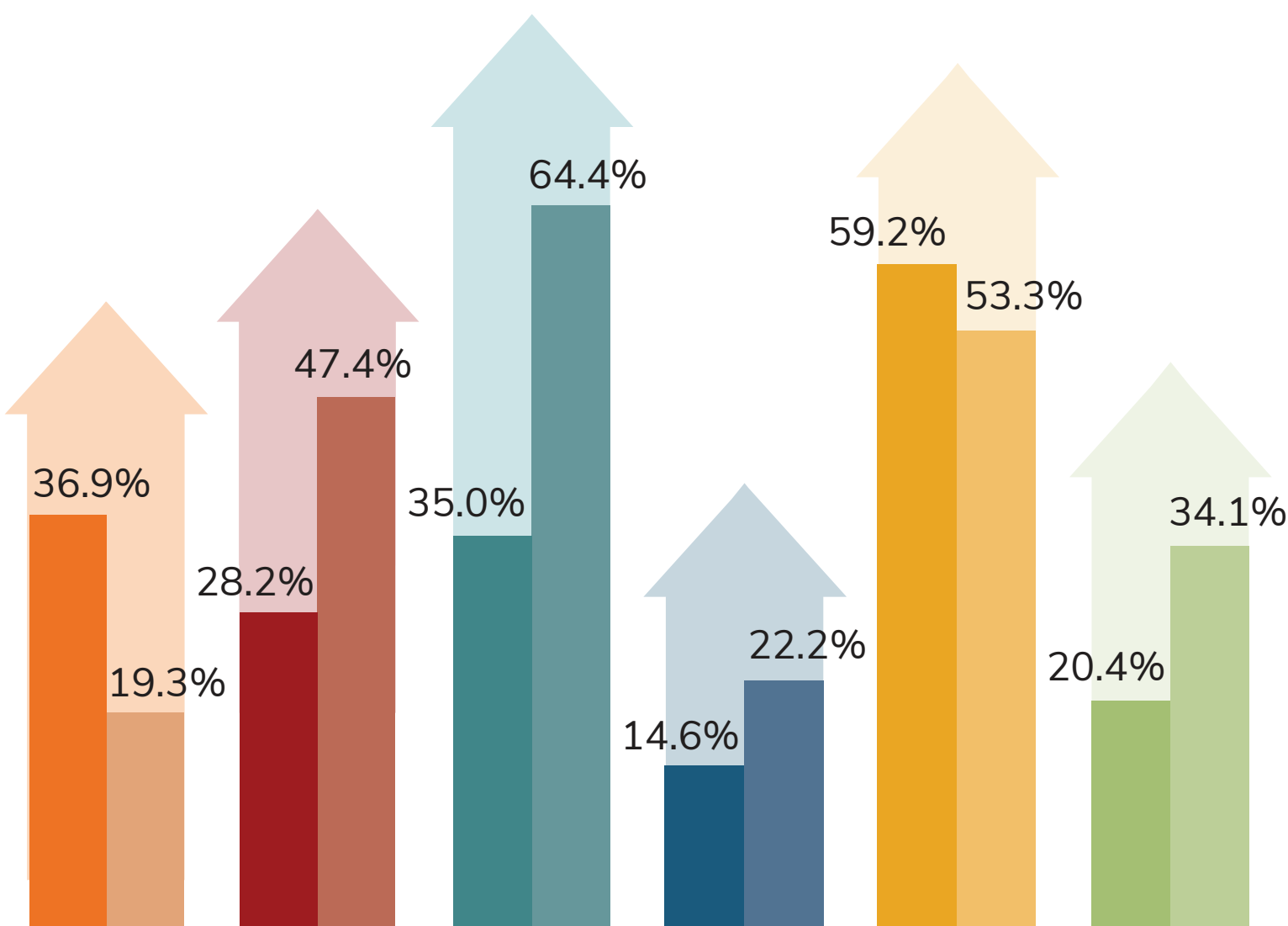


The MA DSRIP TA Program

The MA DSRIP TA Program was created by MassHealth, the Commonwealth of Massachusetts' Medicaid and Children's Health Insurance Program, to support and build the capacity of Accountable Care Organizations, Community Partners, and Community Service Agencies. The TA Program launched in September 2018 as part of a statewide effort to improve the health outcomes and experiences of MassHealth members. The information in this infographic reflects data through September 30, 2020.

TA Applications - How are ACOs and CPs thinking about TA resources to build strong, effective organizations?

The **darker bar** represents the proportion of ACO TA applications that seek to advance a particular Competency Area; the **lighter bar** represents the proportion of CP TA applications that seek to advance a particular Competency Area.



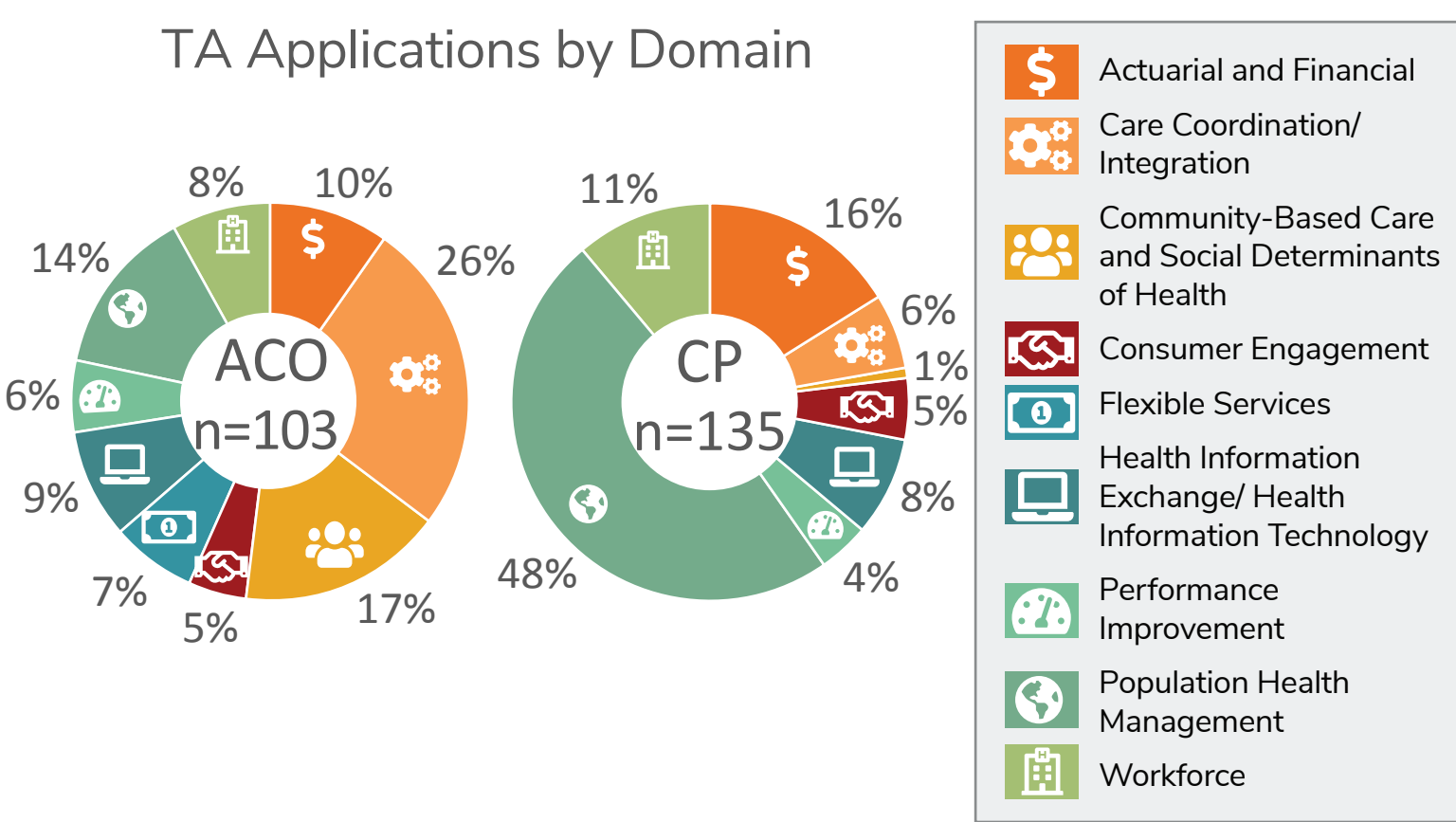
6 Competency Areas

- 1. Respect, understand, and engage MassHealth members
- 2. Honor, enlist, and develop provider and care team insights and capabilities
- 3. Access, apply, and exchange data across all entities involved in MassHealth member wellness and care
- 4. Develop and implement financial models that promote provider and staff buy-in and advance the achievement of quality benchmarks, appropriate utilization of care, and long-term organizational sustainability
- 5. Provide coordinated care and/or complex care management that is highly responsive to MassHealth member needs and preferences
- 6. Actively develop and maintain a foundation of, and disseminate up-to-date knowledge in all areas relevant to building and running a high performing, sustainable MassHealth ACO or CP

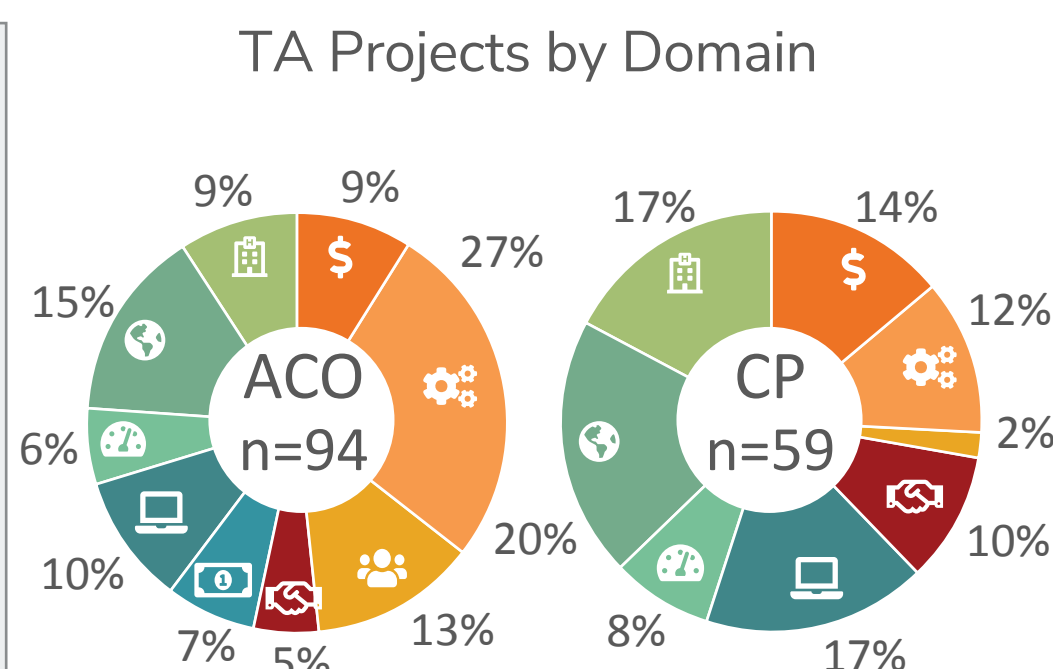
Competency Areas outline the key spaces within which ACOs and CPs should continually develop their capabilities in order to improve experience and health outcomes while lowering total cost of care for MassHealth members. A single TA project may build ACO or CP capabilities within multiple Competency Areas.

ACO and CP TA Projects

TA Applications by Domain



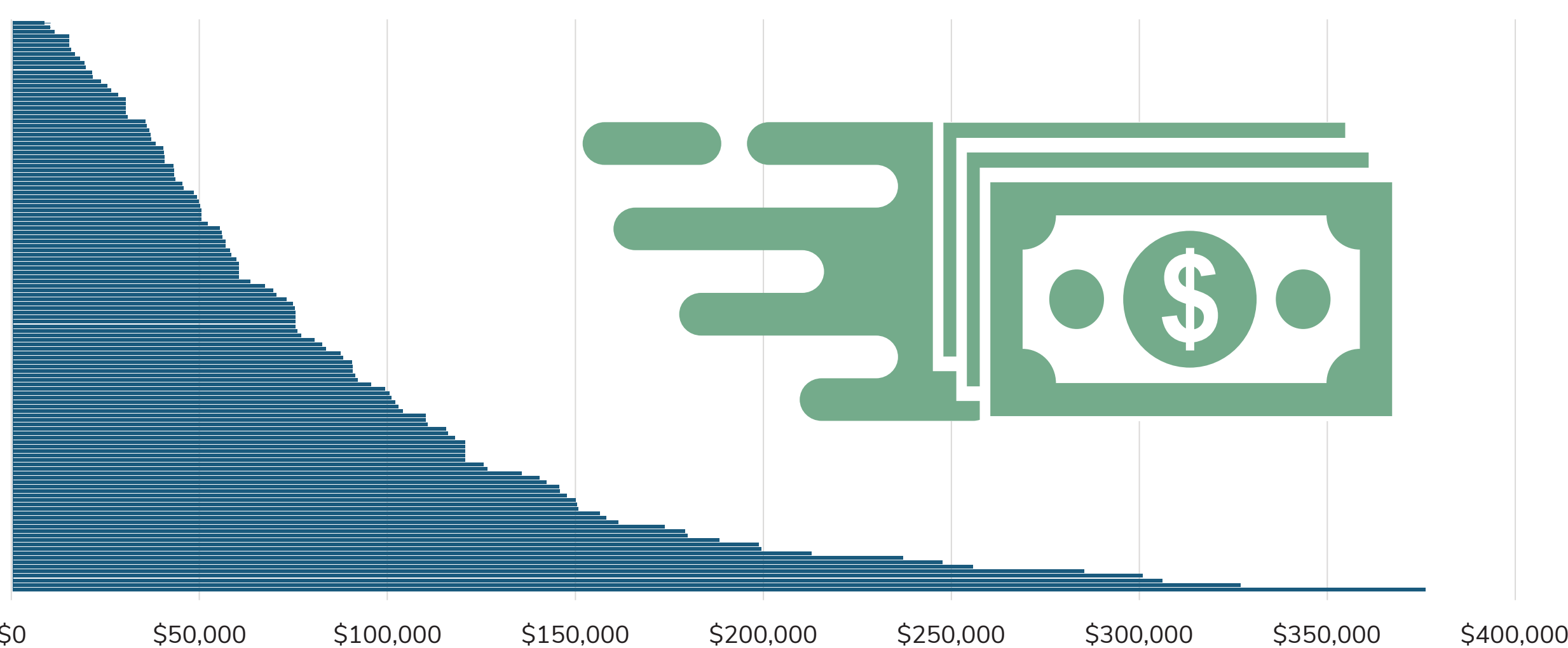
TA Projects by Domain



There are 9 TA Domains that reflect the areas of TA that MassHealth ACOs and CPs identified as TA priority areas during their first year of implementation. The large difference in the number of CP applications and CP projects can be attributed to one TA Vendor providing group TA to multiple organizations.

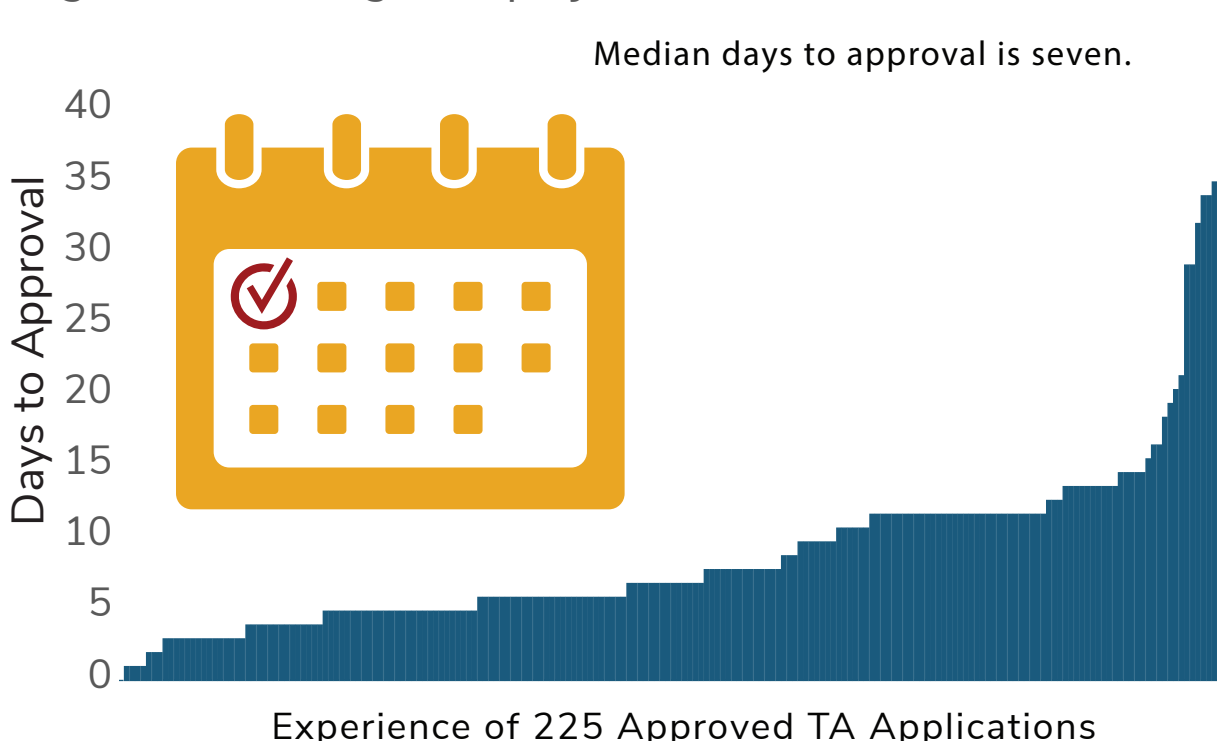
Total TA Card Funds Spent on TA Projects

ACO and CP TA projects range in size and scope, with the largest TA project budget at \$375,000 and the smallest at \$8,291. Total TA Cards funds spent on TA Projects through September 30, 2020 is \$13.8M; \$8.2M by ACOs and \$5.7M by CPs.



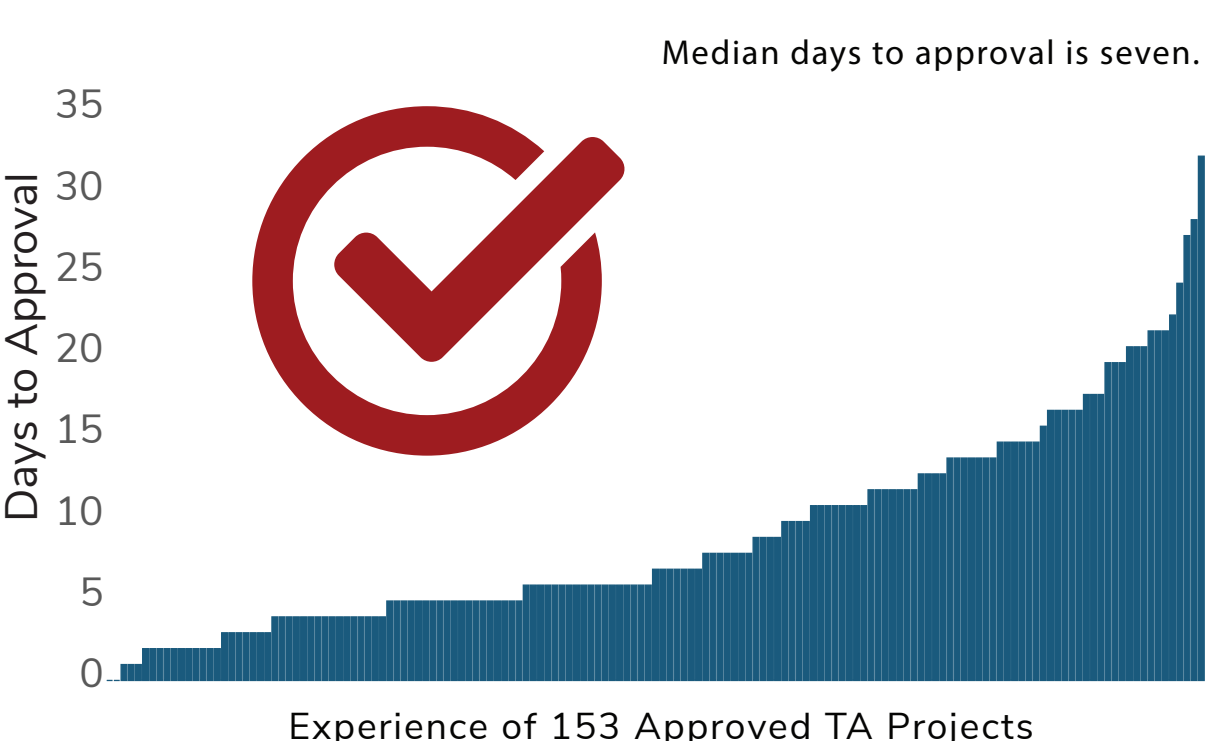
A Window Into the Process: TA Application Approval

ACOs and CPs submit a brief TA project application through the TA Marketplace to expedite approval. The number of TA applications includes 11 from ACOs for 4 joint TA projects and 86 from CPs for 15 joint TA projects. Joint TA projects have multiple ACOs and CPs that come together for a single TA project.




A Window Into the Process: SOW and Budget Approval

Once a TA project application is approved, the ACO or CP works with their preferred TA Vendor to develop a SOW and budget. Rapid review and approval takes place to ensure efficient project start-up.



Vendors Engaged in MA DSRIP TA Projects

Currently, 32 unique TA Vendors (68.1% of the TA Vendor catalog) are working on the 153 active TA projects with ACOs and CPs.



A virtual MassHealth DSRIP Statewide Investments (SWI) Pop Up, **“A Spotlight on Medical-Oral Health Integration - Promising Practices and Innovative Approaches”** was held on September 16, 2020. Panelists included **dental providers, physicians** and **leaders** currently engaged in innovative practices to improve access to oral health care and support overall health through the integration of medical and dental services.

Who Attended
42 people attended the Pop Up
57% were from ACOs and CPs



MassHealth and Health Care for All developed three fact sheets about oral health integration for ACOs and CPs to supplement the Pop Up event.



This infographic reflects data through September 30, 2020.